

For Li and Ti2 Fixtures

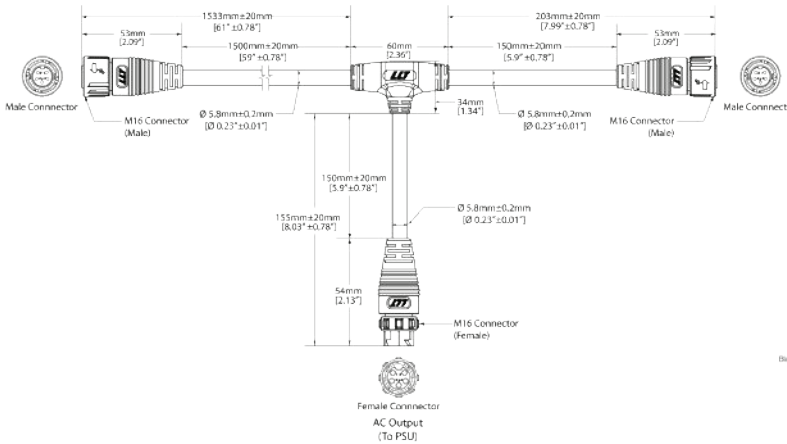
Simplifying Installation

BIOS Dimming Chain Accessories are designed to dim multiple fixtures from a single 0-10V dimmer. These accessories can be combined to accommodate a variety of lighting configurations and lengths, providing the ultimate flexibility for any grow facility.

Product Dimensions

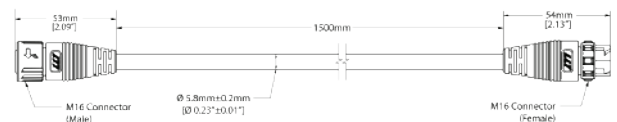
Dimming Chain - Y-Cable

Part Number: BP-0ACC-000-000049-1



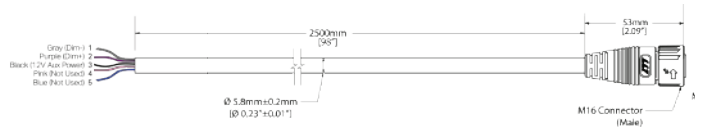
Dimming Chain - 2.5m Jumper Cable

Part Number: BP-0ACC-000-000050-1

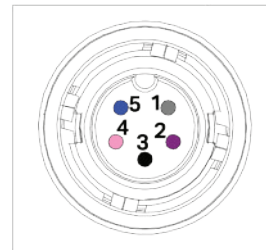


Dimming Chain - 2.5m Pig Tail

Part Number: BP-0ACC-000-000007-1



M16 Male Connector - Pin Layout Detail



- 1 Gray (Dim-)
- 2 Purple (Dim+)
- 3 Black (12V Aux Power)
- 4 Pink (Not Used)
- 5 Blue (Not Used)

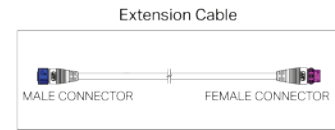

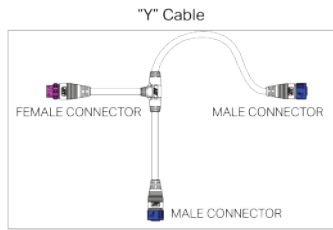
* Maximum Fixture Connection

Maximum number of fixtures/power supplies is dependent upon the maximum current of the dimming controller.

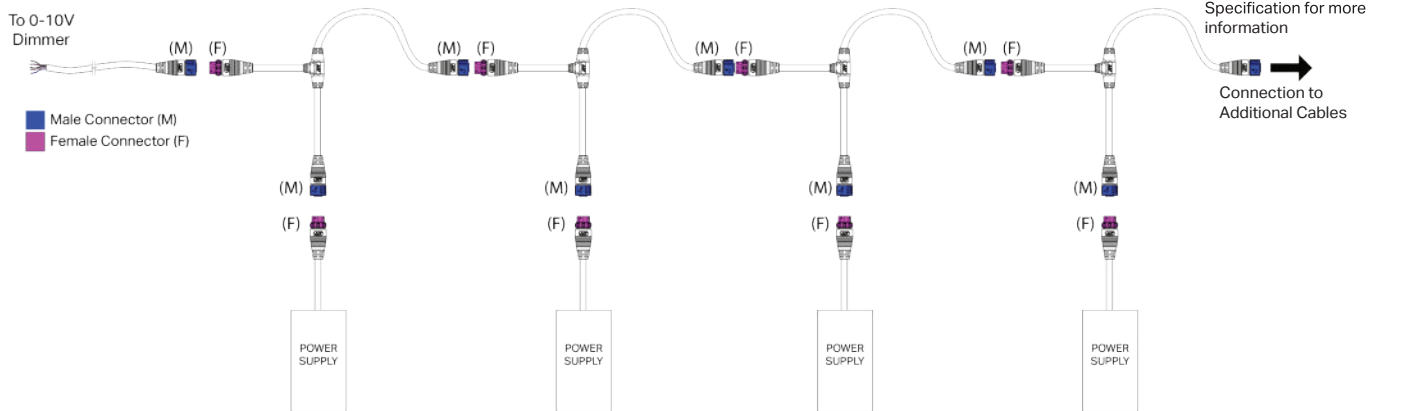
See dimming controller manufacturer specifications for maximum current output (mA). Refer to BIOS fixture specification sheet for maximum source current (mA).

BIOS Dimming Chain Accessories

Dimming Chain Accessories



Connection Diagram - Example 1



Connection Diagram - Example 2

