

For Li2 & LLi Fixtures

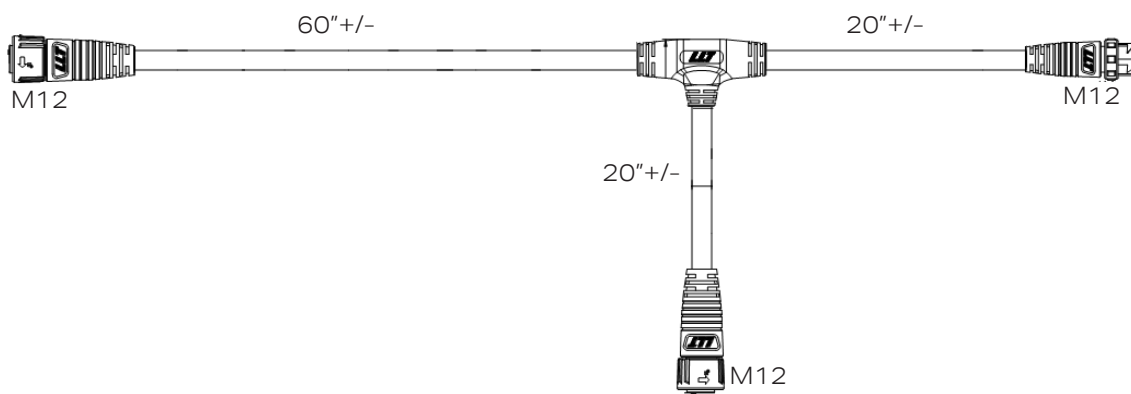
Simplifying Installation

BIOS Dimming Chain Accessories are designed to dim multiple fixtures from a single 0-10V dimmer. These accessories can be combined to accommodate a variety of lighting configurations and lengths, providing the ultimate flexibility for any grow facility.

Product Dimensions

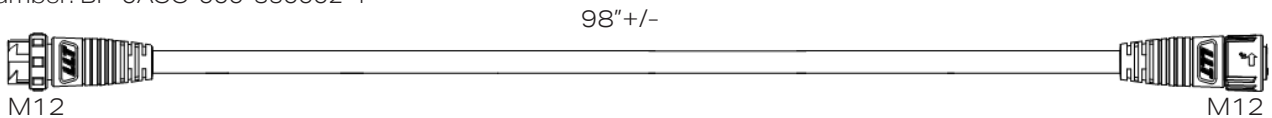
Dimming Chain - T-Cable

Part Number: BP-0ACC-000-350003-1



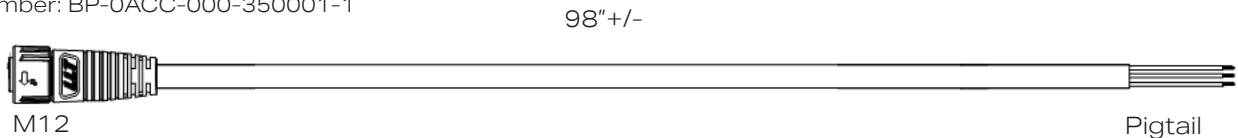
Dimming Chain - 2.5m Jumper Cable

Part Number: BP-0ACC-000-350002-1



Dimming Chain - 2.5m Pig Tail

Part Number: BP-0ACC-000-350001-1



Connector - Pin Layout Detail

Pin 1 - Purple - Dim+
Pin 2 - Gray - Dim-
Pin 3 - Red - 12V Aux

* Maximum Fixture Connection

Maximum number of fixtures/power supplies is dependent upon the maximum current of the dimming controller. See dimming controller manufacturer specifications for maximum current output (mA). Refer to BIOS fixture specification sheet for maximum source current (mA).