

bios

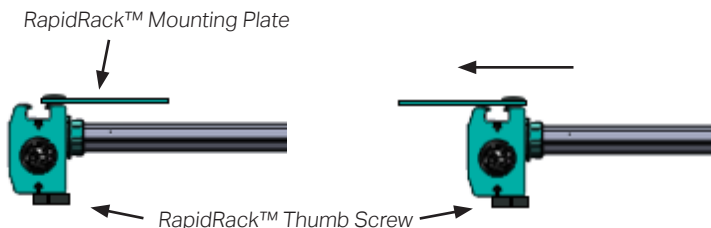
Icarus™ LLi

BP-0LLi-000-000001-1 & BP-0LLi-000-000002-1

EASY-TO-CLEAN
INSTALL IN SECONDS
OPTIMUM UNIFORMITY

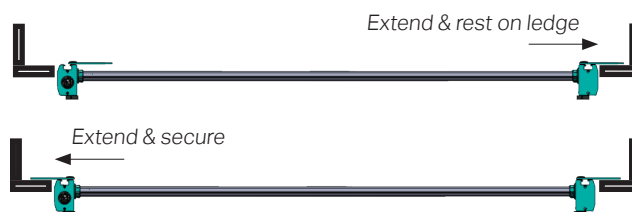
Installation Guide

Easy Rack Mount Solution with RapidRack™



1. Loosen RapidRack™ thumb screw enough to slide RapidRack™ plate.
2. Slide RapidRack™ plate into desired rack mount position.
3. Tighten RapidRack™ thumb screw to secure RapidRack™ plate into place.

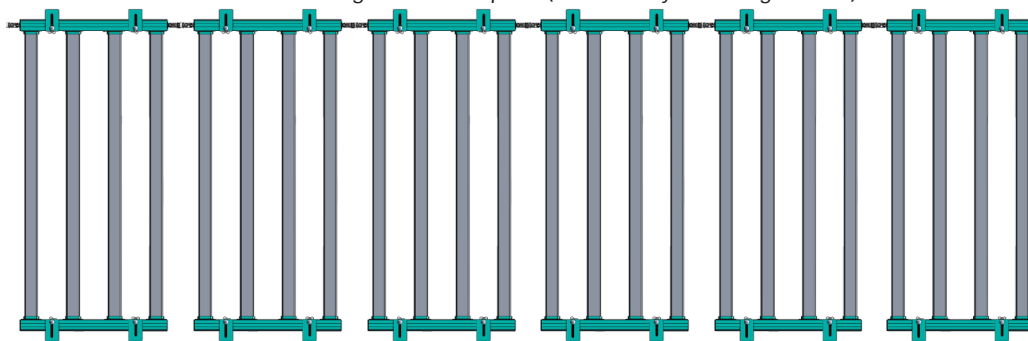
FIXTURES	600W	780W
1 TO 2	N/A	N/A
3	228W x 3	N/A
4	150W x 4*	195W x 4
5	120W x 5	156W x 5
6	100W x 6	130W x 6
7	86W x 7	111W x 7
8	75W x 8*	97W x 8*
9	67W x 9	87W x 9
10	60W x 10*	78W x 10



- Tip:**
1. Extend RapidRack™ plates on one end and rest on rack ledge.
 2. Extend RapidRack™ on opposite side to complete secure mounting solution.

*Recommended for cannabis veg. (See cannabis application guide for more details)
*See leafy greens application guide for more details

BIOS Icarus LLi 6 Fixture Configuration Example - (one of many LLi configurations)



BIOS Programmable Power Supply



IMPORTANT:
To avoid risk of damage to the fixture and their LEDs, make all wiring connections before plugging in power supply.

ELECTRICAL SHOCK HAZARD



CAUTION!



Read all instructions prior to performing installation. All facility wiring to be performed only by licensed electricians in accordance with National Electric Code and local code specifications. Failure to do so voids warranty and may result in serious injury or death. Supplied Connectors on all power cables have breaking capacity and can be installed by non-licensed individuals. Disconnect main power prior to installation, maintenance or service.

For more info, documents and videos regarding your BIOS Icarus LLi fixtures: Please log onto www.bioslighting.com/product/icarus-lli/

bioslighting.com
(321) 260-2467
info@bioslighting.com

Rev6 [2020 12/15]
Specifications and dimensions subject to change without notice.
Contact BIOS for questions and the most current information.



ICES-005 (A)

bios
Naturally brilliant.

Fixture Specifications

APPLICATIONS	Indoor Racks, Shelves, Suspension	CERTIFICATIONS	UL8800, RoHS, FCC, DLC
INPUT VOLTAGE	100-305 VAC & 305-580 VAC	FIXTURE WATTAGE	Up to 150W
FIXTURE SIZE / WEIGHT US	45"L x 21.22"W x 3"H 13.8 lbs	POWER FACTOR	≥ 96%
FIXTURE SIZE / WEIGHT M	114.3 cm L x 53.9 cm W x 7.6 cm H 6.3 kg	PPF	405 μmol/s @ 150W - 272 μmol/s @ 97W
POWER SUPPLY WEIGHT US	21.3"L x 7.76"W x 2.95"H 13.2lbs	PAR EFFICACY	2.7 μmol/J @ 150W - 2.8 μmol/J @ 97W
POWER SUPPLY WEIGHT M	54.1 cm L x 19.7cm W x 7.5 cm H 6kg	THERMAL MNGMT	Passive Thermal Management
DIMMING SOURCE	300 uA (typical)	WARRANTY	5 Year Standard Limited
DIMMING PROTOCOL	0-10V I Dims to Off Linearly	LIGHT DISTRIBUTION	115 °
HOUSING AND FINISH	Anodized Aluminum & Tempered Glass	AMBIENT TEMP. RANGE	41°F-104°F (5°C-40°C)
MOUNTING TECHNIQUE	RapidRack Mounting, T-Slot Suspension	INGRESS PROTECTION	IP65
MOUNTING HEIGHT	4"-30" Above Plant Canopy - see application guide	PROJECTED LIFETIME	Q90: > 36000 hrs
SPECTRUM	Photosynthetically Optimized Broad Spectrum		

Product Accessories

- DC Extension Cable 2.5 Meter
- AC Extension Cable 1.5 Meter

Additional Accessories (not included - See associated Spec Sheets):

NEMA Plug Choices:

- **5-15P**, 6-15P, **L6-15P**, L6-20P, **L7-15P**, L7-20P
- AC Power Chain System
- Dimmer Chain System

Product Maintenance:

For general cleaning of external parts of the Icarus™ LLI fixture and spot-free lens cleaning use only facility compressed air or a soft, non-abrasive cloth and water. If necessary, a mild general purpose non-solvent glass cleaner that is compatible with indoor crop production regulations may be used.

WARNING: Changes or modifications not expressly approved by the party responsible for compliance could void the user's authority to operate the equipment. This device complies with Part 15 of the FCC rules. Operation is subject to the following two conditions:

- (1) this device may not cause harmful interference, and
- (2) this device must accept any interference received, including interference that may cause undesired operation. This equipment, if not installed and used in accordance with the instructions, may cause harmful interference to radio communications. Any changes or modifications not expressly approved by the manufacturer could void the user's authority to operate the equipment.

NOTE: This equipment has been tested and found to comply with the limits for a Class A digital device, pursuant to part 15 of the FCC Rules. These limits are designed to provide reasonable protection against harmful interference when the equipment is operated in a commercial environment. This equipment generates, uses, and can radiate radio frequency energy and, if not installed and used in accordance with the instruction manual, may cause harmful interference to radio communications. Operation of this equipment in a residential area is likely to cause harmful interference in which case the user will be required to correct the interference at his own expense.

Warranty Information (abridged)

Bios provides a 5 year limited warranty on the Icarus product against defects in materials and workmanship under normal use conditions. Effective warranty begins on the date of the invoice or purchase receipt. If the product is deemed by BIOS to be defective and fails to serve this warranty, BIOS will, at its discretion, repair, replace or refund the purchase price. This warranty is void if BIOS determines improper installation, wiring misuse, alterations or repairs of this product not under the written consent of BIOS. This fixture meets UL8800 - a standard specific to LED lighting fixtures and is approved for use in both the US & Canada. Full warranty information can be found at www.bioslighting.com.

FCC responsible party name: BIOS Lighting - Address: 2796 Loker Ave W Suite 111 Carlsbad, CA. 92010 - 321-260-2467